

HR Briefing Sessions Feedback Results by Campus March 2009

HR Briefing Sessions Feedback Results by Campus - March 2009

Question 1 - The overall content of the session Presentation was:

Campus/Rating	1	2	3	4	5	Total
Clayton (AM) (Attendees: 61, Respondent: 32, Response rate: 52%)		3%	22%	59%	16%	100%
Parkville (Attendees: 5, Respondent: 5, Response rate: 100%)				40%	60%	100%
Caulfield (Attendees: 10, Respondent: 7, Response rate: 70%)				71%	29%	100%
Gippsland (Attendees: 19, Respondent: 13, Response rate: 68%)			8%	69%	23%	100%
Clayton (PM) (Attendees: 44, Respondent: 28, Response rate: 64%)		7%	21%	50%	21%	100%

Question 2 - The clarity of the information provided was:

Campus/Rating	1	2	3	4	5	Total
Clayton (AM) (Attendees: 61, Respondent: 32, Response rate: 52%)			13%	75%	13%	100%
Parkville (Attendees: 5, Respondent: 5, Response rate: 100%)				40%	60%	100%
Caulfield (Attendees: 10, Respondent: 7, Response rate: 70%)			29%	71%		100%
Gippsland (Attendees: 19, Respondent: 13, Response rate: 68%)				77%	23%	100%
Clayton (PM) (Attendees: 44, Respondent: 28, Response rate: 64%)		11%	39%	39%	11%	100%

Question 3 - The pace of the session was:

Campus/Rating	1	2	3	4	5	Total
Clayton (AM) (Attendees: 61, Respondent: 31, Response rate: 51%)	6%	10%	35%	48%		100%
Parkville (Attendees: 5, Respondent: 5, Response rate: 100%)				40%	60%	100%
Caulfield (Attendees: 10, Respondent: 7, Response rate: 70%)			14%	71%	14%	100%
Gippsland (Attendees: 19, Respondent: 13, Response rate: 68%)			31%	46%	23%	100%
Clayton (PM) (Attendees: 44, Respondent: 28, Response rate: 64%)		11%	36%	39%	14%	100%

Question 4 - Satisfaction with the change to access the presentation online via web:

Campus/Rating	1	2	3	4	5	Total
Clayton (AM) (Attendees: 61, Respondent: 32, Response rate: 52%)		6%	16%	44%	34%	100%
Parkville (Attendees: 5, Respondent: 5, Response rate: 100%)				40%	60%	100%
Caulfield (Attendees: 10, Respondent: 6, Response rate: 60%)				67%	33%	100%
Gippsland (Attendees: 19, Respondent: 13, Response rate: 68%)			15%	46%	38%	100%
Clayton (PM) (Attendees: 44, Respondent: 26, Response rate: 59%)		8%	15%	42%	35%	100%

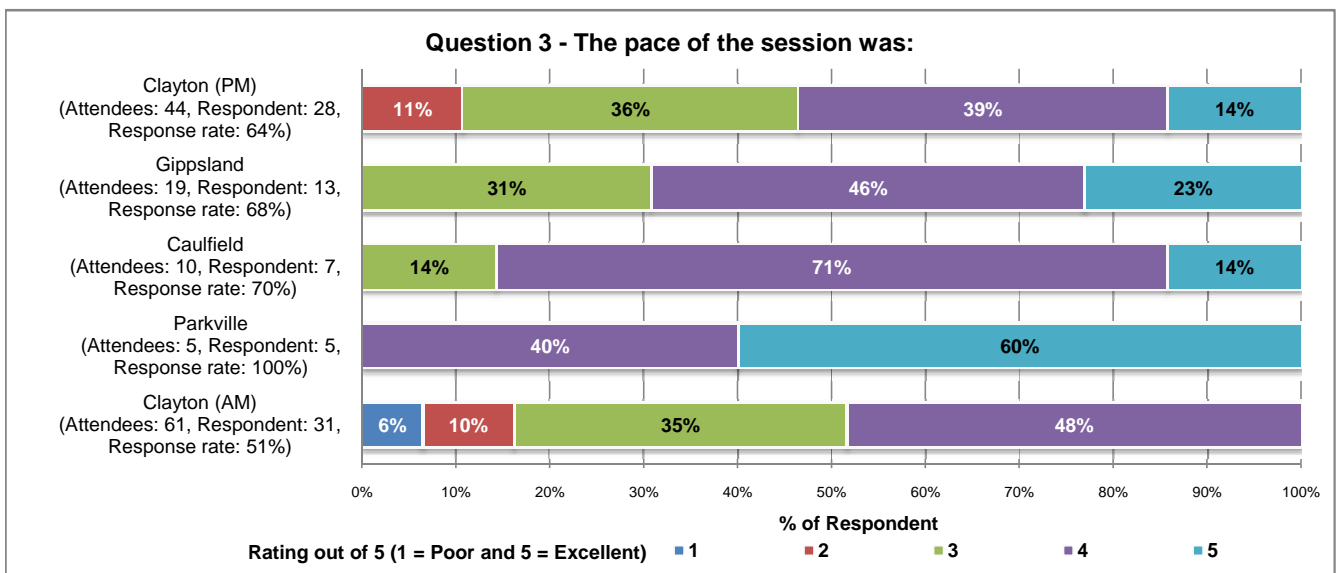
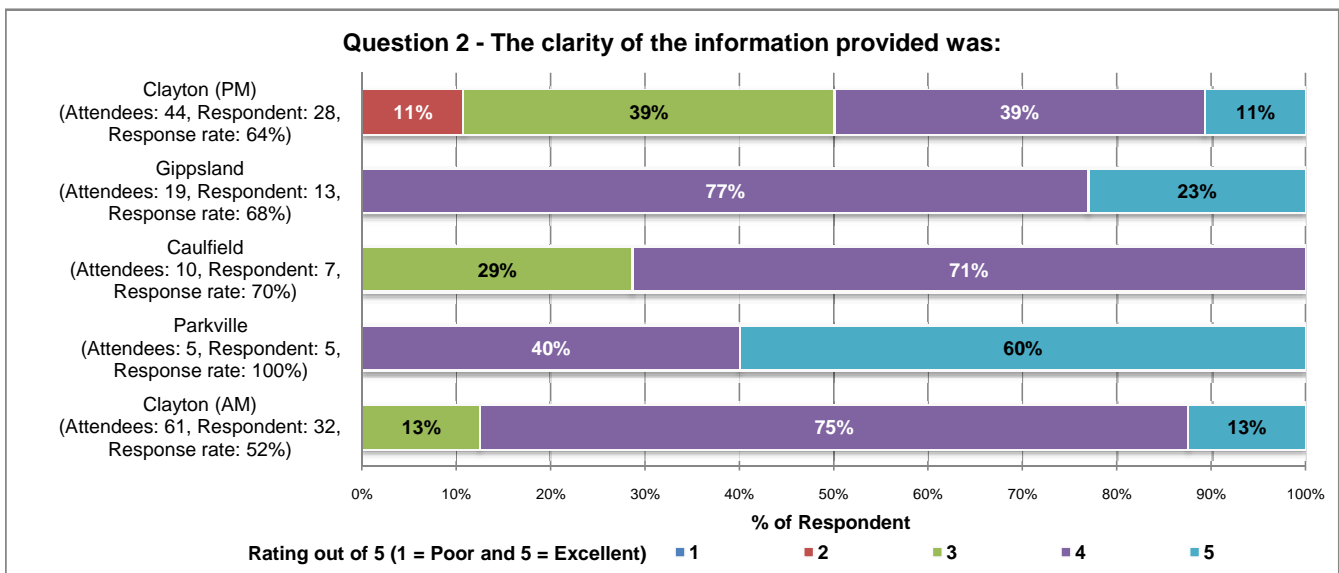
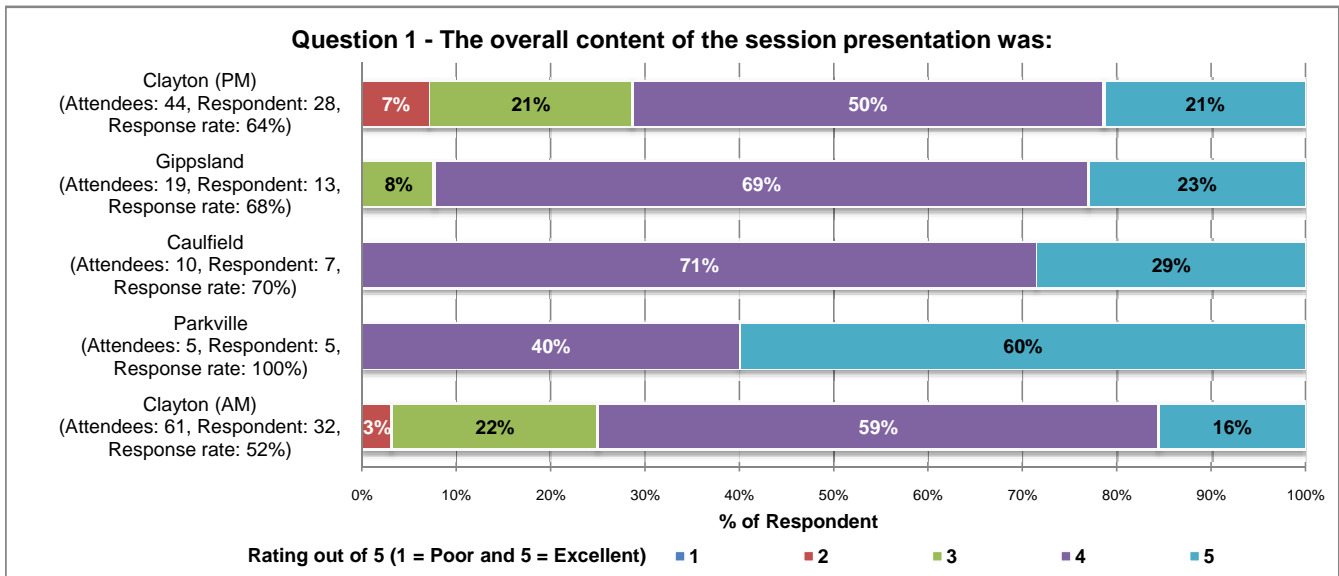
Question 5 - The presenter(s) were confident on their topic:

Campus/Rating	1	2	3	4	5	Total
Clayton (AM) (Attendees: 61, Respondent: 32, Response rate: 52%)			19%	56%	25%	100%
Parkville (Attendees: 5, Respondent: 5, Response rate: 100%)				40%	60%	100%
Caulfield (Attendees: 10, Respondent: 7, Response rate: 70%)				86%	14%	100%
Gippsland (Attendees: 19, Respondent: 13, Response rate: 68%)				62%	38%	100%
Clayton (PM) (Attendees: 44, Respondent: 28, Response rate: 64%)		7%	25%	46%	21%	100%

Question 6 - The questions & answers session was:

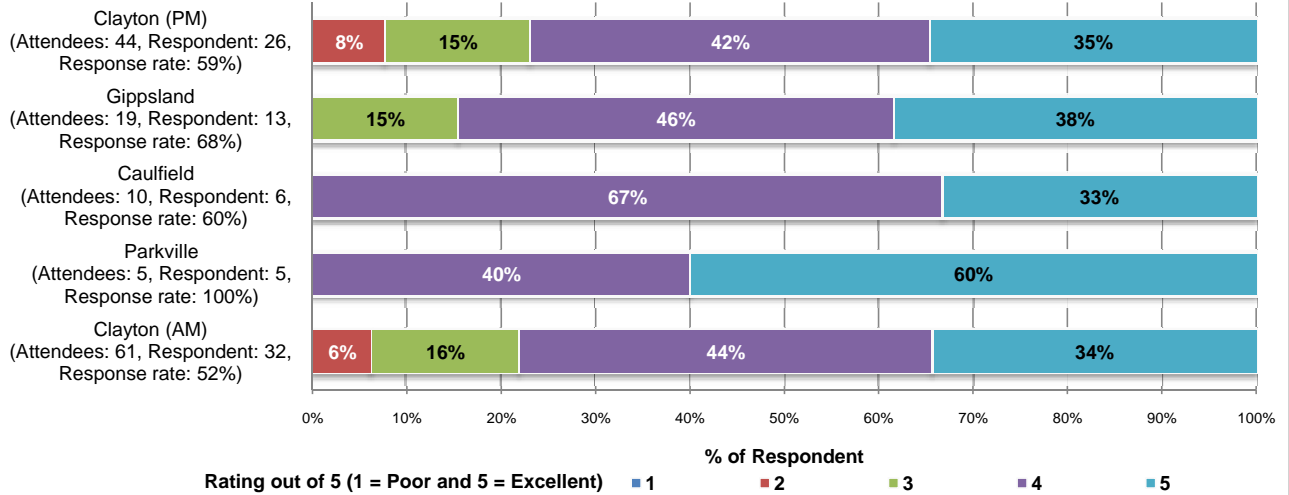
Campus/Rating	1	2	3	4	5	Total
Clayton (AM) (Attendees: 61, Respondent: 25, Response rate: 41%)	4%	16%	48%	28%	4%	100%
Parkville (Attendees: 5, Respondent: 5, Response rate: 100%)				40%	60%	100%
Caulfield (Attendees: 10, Respondent: 3, Response rate: 30%)				100%		100%
Gippsland (Attendees: 19, Respondent: 13, Response rate: 68%)			8%	62%	31%	100%
Clayton (PM) (Attendees: 44, Respondent: 27, Response rate: 61%)		7%	37%	37%	19%	100%

HR Briefing Sessions Feedback Results by Campus - March 2009

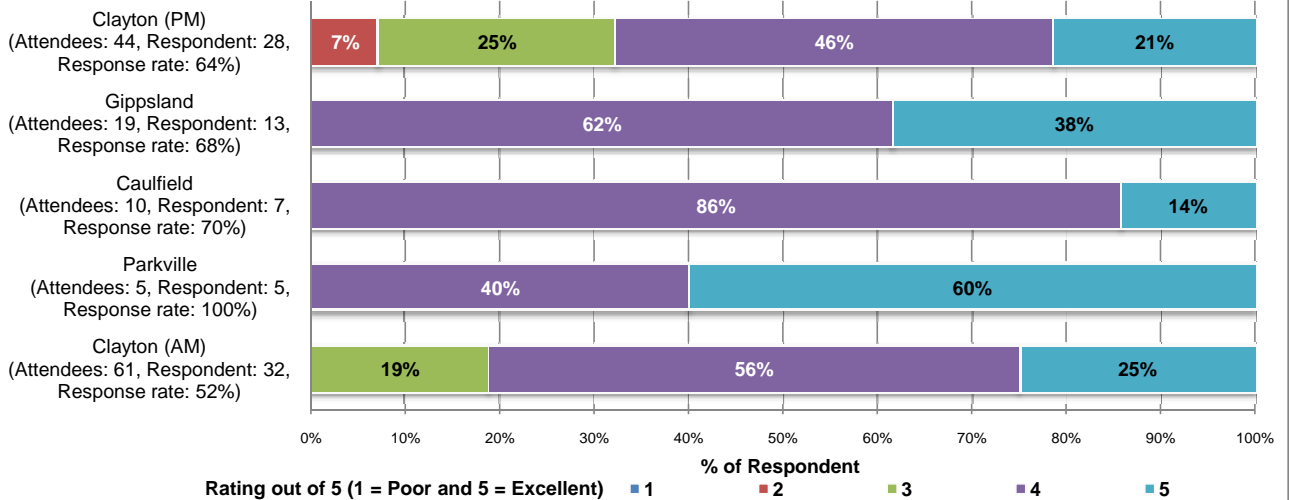


HR Briefing Sessions Feedback Results by Campus - March 2009

Question 4 - Satisfaction with the change to access the presentation online via web:



Question 5 - The presenter(s) were confident on their topic:



Question 6 - The questions & answers session was:

